

# DDS HCBS Compliance

Data as of October 4, 2024

- State Overview (all HCBS settings combined)
- Statewide Progress by Regional Center
- Regional Center Specific Data

# All Setting Types

## Overview of DDS HCBS Compliance

### HCBS Settings

7680	7680	0	100.0%
Total Settings	Settings Reviewed	Not Yet Visited	Settings Reviewed

### Compliance Status

7675	5	99.9%	99.9%
Compliant	In Progress	Compliant (Reviewed)	Compliant (Required)

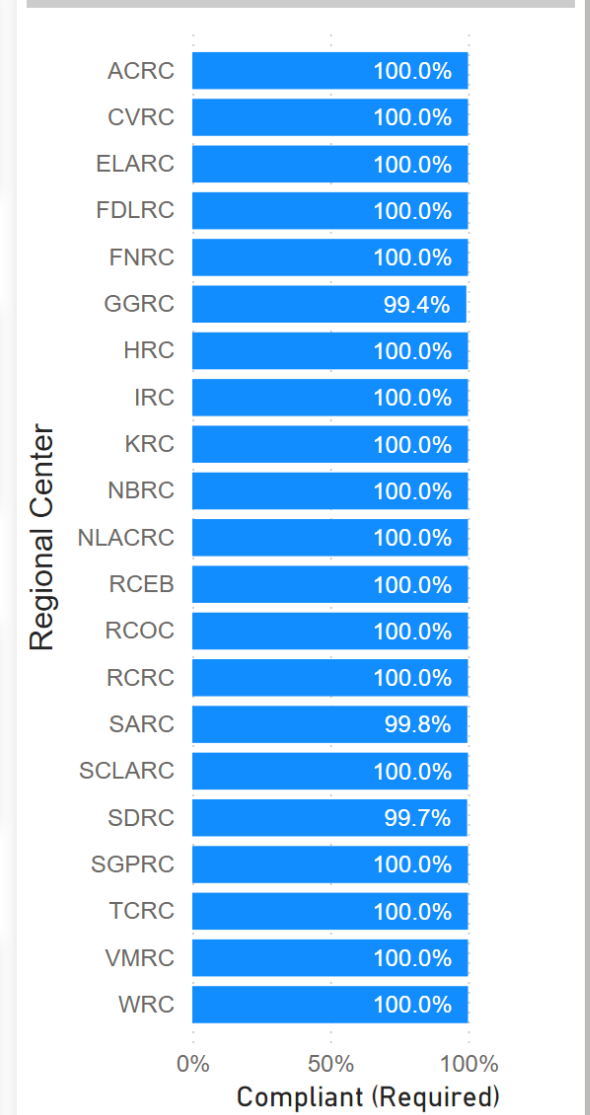
### Remediation Plans

0	3	0
Technical Assistance	CAP Issued	Provider Appeal

### Sanctions

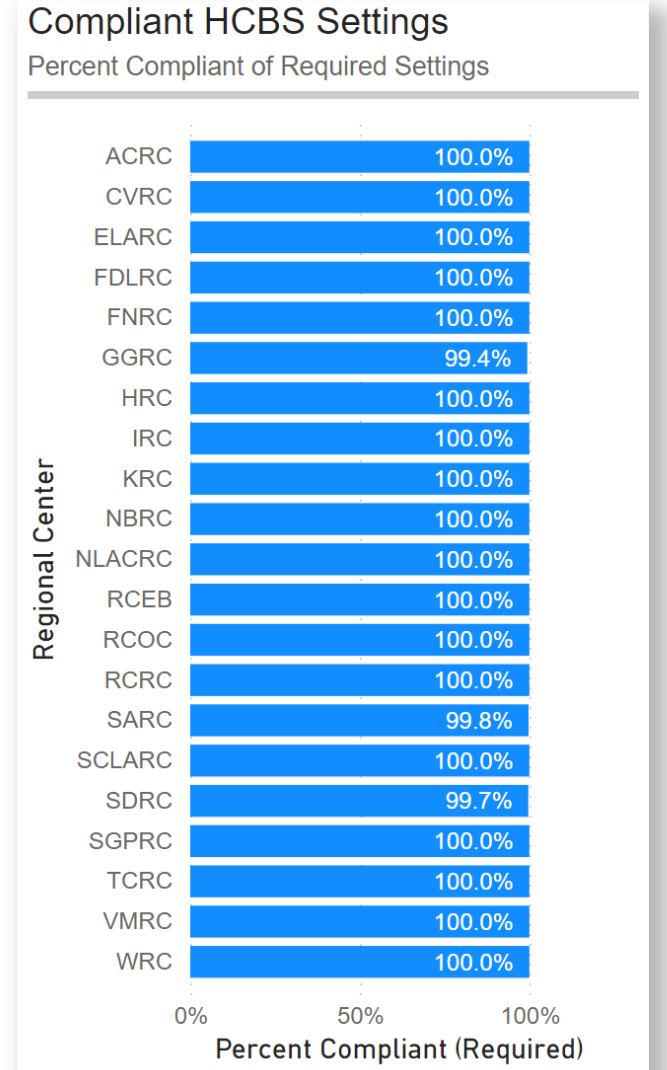
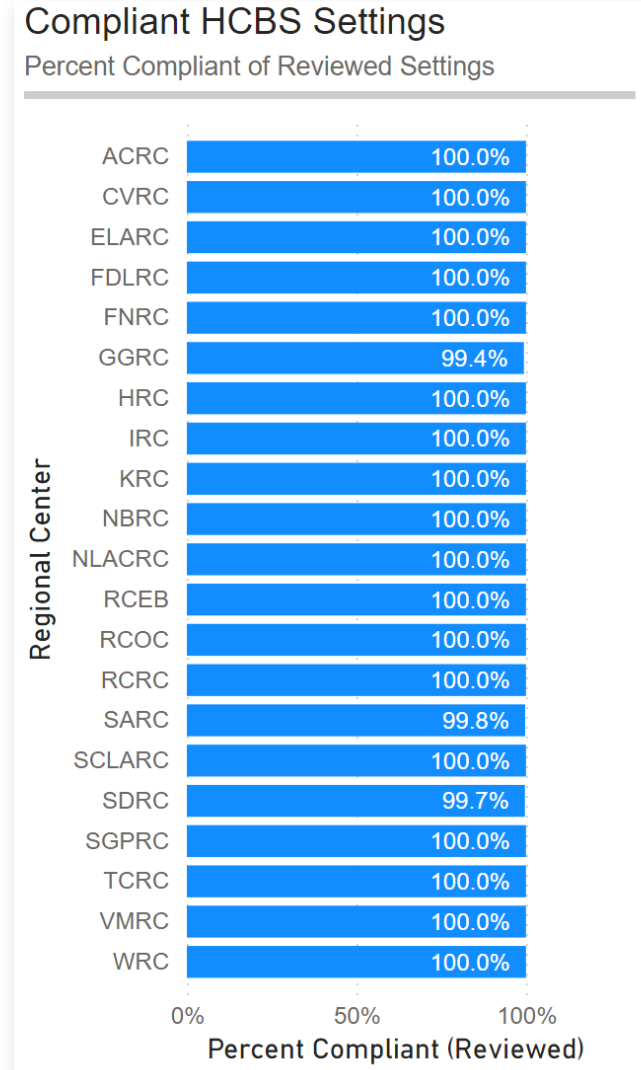
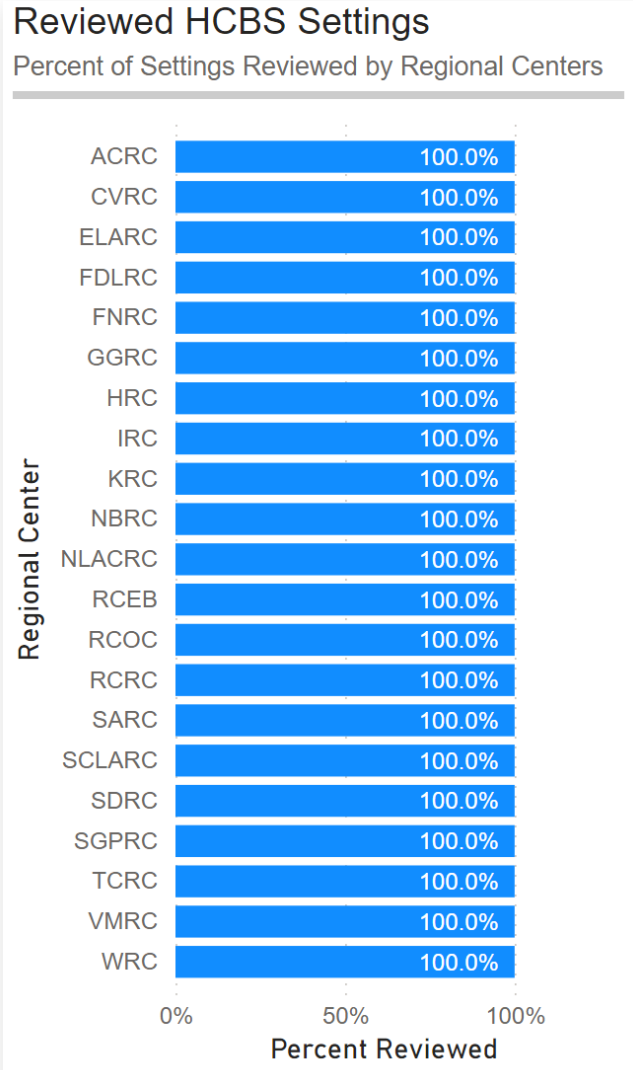
0	0	2
Moratorium	Alternative Options	50% Payment Withhold

### Settings Compliant by Regional Center



# All Setting Types

## Statewide Progress



100.0%

Statewide Percent Reviewed

99.9%

Statewide Percent Compliant (Reviewed)

99.9%

Statewide Percent Compliant (Required)

# DDS HCBS Compliance by Regional Center

Regional Center	Total Settings	Settings Reviewed	Not Visited	Percent Reviewed	Compliant	In Progress	Compliant (Reviewed)	Compliant (Required)	Appeal	Moratorium	Alt Options	50% Withhold
ACRC	512	512	0	100.0%	512	0	100.0%	100.0%	0	0	0	0
CVRC	475	475	0	100.0%	475	0	100.0%	100.0%	0	0	0	0
ELARC	170	170	0	100.0%	170	0	100.0%	100.0%	0	0	0	0
FDLRC	177	177	0	100.0%	177	0	100.0%	100.0%	0	0	0	0
FNRC	270	270	0	100.0%	270	0	100.0%	100.0%	0	0	0	0
GGRC	328	328	0	100.0%	326	2	99.4%	99.4%	0	0	0	0
HRC	317	317	0	100.0%	317	0	100.0%	100.0%	0	0	0	0
IRC	858	858	0	100.0%	858	0	100.0%	100.0%	0	0	0	0
KRC	176	176	0	100.0%	176	0	100.0%	100.0%	0	0	0	0
NBRC	307	307	0	100.0%	307	0	100.0%	100.0%	0	0	0	0
NLACRC	389	389	0	100.0%	389	0	100.0%	100.0%	0	0	0	0
RCEB	593	593	0	100.0%	593	0	100.0%	100.0%	0	0	0	0
RCOC	454	454	0	100.0%	454	0	100.0%	100.0%	0	0	0	0
RCRC	67	67	0	100.0%	67	0	100.0%	100.0%	0	0	0	0
SARC	417	417	0	100.0%	416	1	99.8%	99.8%	0	0	0	0
SCLARC	402	402	0	100.0%	402	0	100.0%	100.0%	0	0	0	0
SDRC	636	636	0	100.0%	634	2	99.7%	99.7%	0	0	0	2
SGPRC	306	306	0	100.0%	306	0	100.0%	100.0%	0	0	0	0
TCRC	296	296	0	100.0%	296	0	100.0%	100.0%	0	0	0	0
VMRC	321	321	0	100.0%	321	0	100.0%	100.0%	0	0	0	0
WRC	209	209	0	100.0%	209	0	100.0%	100.0%	0	0	0	0
<b>Total</b>	<b>7680</b>	<b>7680</b>	<b>0</b>	<b>100.0%</b>	<b>7675</b>	<b>5</b>	<b>99.9%</b>	<b>99.9%</b>	<b>0</b>	<b>0</b>	<b>0</b>	<b>2</b>

Service Type

Date

# Residential HCBS Settings

- State Overview
- Statewide Progress
- Regional Center Specific Data

# Residential Settings

## Overview of DDS HCBS Compliance

### HCBS Settings

5656	5656	0	100.0%
Total Settings	Settings Reviewed	Not Yet Visited	Settings Reviewed

### Compliance Status

5652	4	99.9%	99.9%
Compliant	In Progress	Compliant (Reviewed)	Compliant (Required)

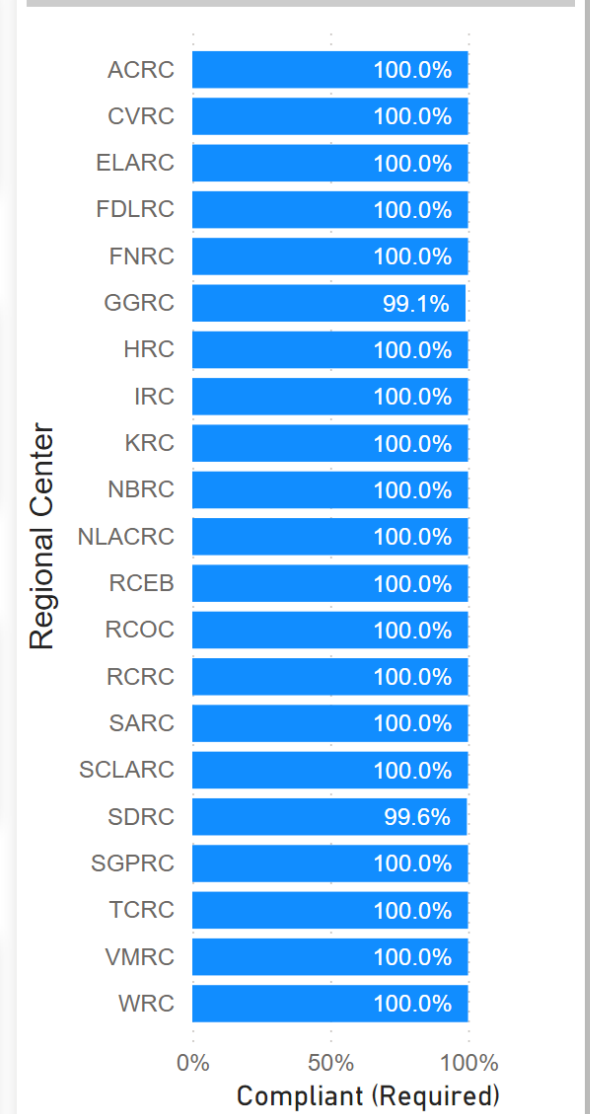
### Remediation Plans

0	2	0
Technical Assistance	CAP Issued	Provider Appeal

### Sanctions

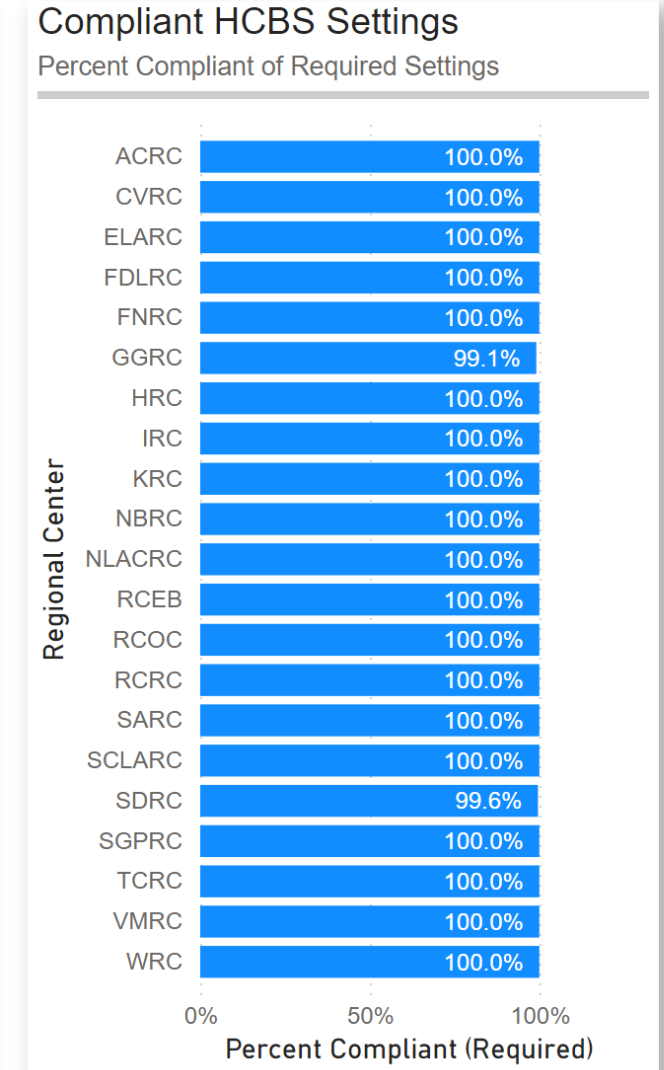
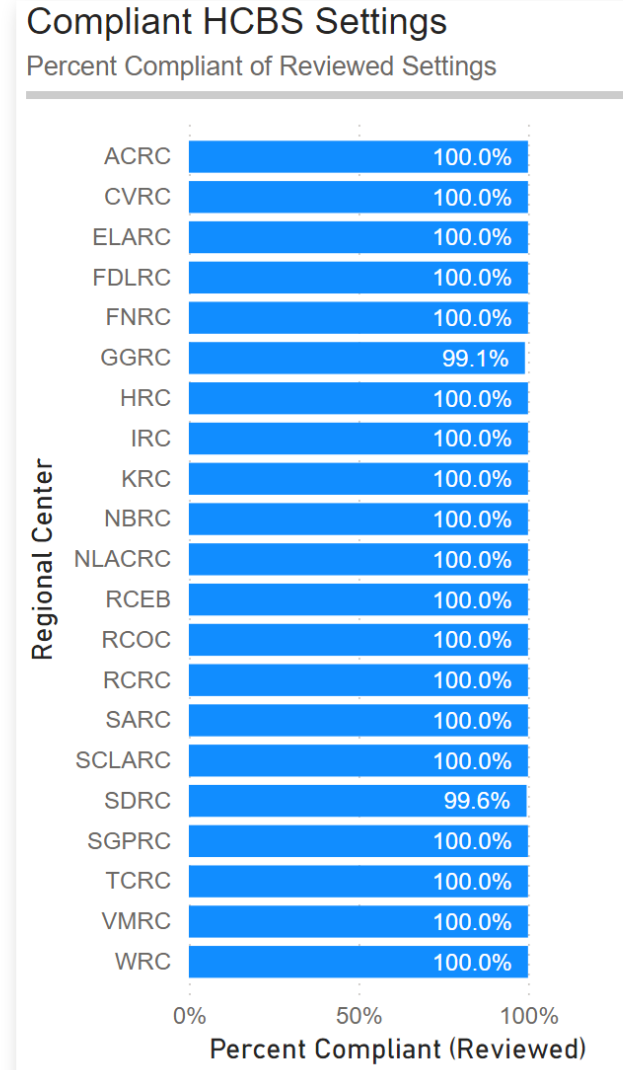
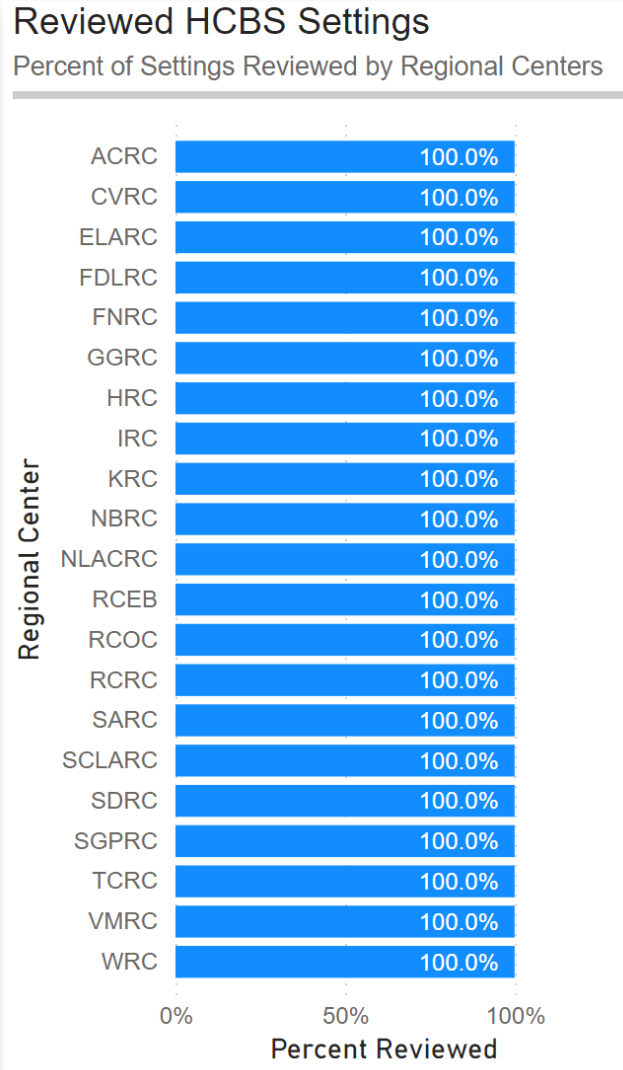
0	0	2
Moratorium	Alternative Options	50% Payment Withhold

### Settings Compliant by Regional Center



# Residential Settings

## Statewide Progress



100.0%

Statewide Percent Reviewed

99.9%

Statewide Percent Compliant (Reviewed)

99.9%

Statewide Percent Compliant (Required)

# DDS HCBS Compliance by Regional Center

Regional Center	Total Settings	Settings Reviewed	Not Visited	Percent Reviewed	Compliant	In Progress	Compliant (Reviewed)	Compliant (Required)	Appeal	Moratorium	Alt Options	50% Withhold
ACRC	361	361	0	100.0%	361	0	100.0%	100.0%	0	0	0	0
CVRC	349	349	0	100.0%	349	0	100.0%	100.0%	0	0	0	0
ELARC	129	129	0	100.0%	129	0	100.0%	100.0%	0	0	0	0
FDLRC	121	121	0	100.0%	121	0	100.0%	100.0%	0	0	0	0
FNRC	180	180	0	100.0%	180	0	100.0%	100.0%	0	0	0	0
GGRC	223	223	0	100.0%	221	2	99.1%	99.1%	0	0	0	0
HRC	245	245	0	100.0%	245	0	100.0%	100.0%	0	0	0	0
IRC	692	692	0	100.0%	692	0	100.0%	100.0%	0	0	0	0
KRC	120	120	0	100.0%	120	0	100.0%	100.0%	0	0	0	0
NBRC	200	200	0	100.0%	200	0	100.0%	100.0%	0	0	0	0
NLACRC	288	288	0	100.0%	288	0	100.0%	100.0%	0	0	0	0
RCEB	436	436	0	100.0%	436	0	100.0%	100.0%	0	0	0	0
RCOC	360	360	0	100.0%	360	0	100.0%	100.0%	0	0	0	0
RCRC	23	23	0	100.0%	23	0	100.0%	100.0%	0	0	0	0
SARC	298	298	0	100.0%	298	0	100.0%	100.0%	0	0	0	0
SCLARC	295	295	0	100.0%	295	0	100.0%	100.0%	0	0	0	0
SDRC	494	494	0	100.0%	492	2	99.6%	99.6%	0	0	0	2
SGPRC	260	260	0	100.0%	260	0	100.0%	100.0%	0	0	0	0
TCRC	186	186	0	100.0%	186	0	100.0%	100.0%	0	0	0	0
VMRC	263	263	0	100.0%	263	0	100.0%	100.0%	0	0	0	0
WRC	133	133	0	100.0%	133	0	100.0%	100.0%	0	0	0	0
<b>Total</b>	<b>5656</b>	<b>5656</b>	<b>0</b>	<b>100.0%</b>	<b>5652</b>	<b>4</b>	<b>99.9%</b>	<b>99.9%</b>	<b>0</b>	<b>0</b>	<b>0</b>	<b>2</b>

Service Type

Date



# Day Service HCBS Settings

- State Overview
- Statewide Progress
- Regional Center Specific Data

# Day Service Settings

## Overview of DDS HCBS Compliance

### HCBS Settings

1877	1877	0	100.0%
Total Settings	Settings Reviewed	Not Yet Visited	Settings Reviewed

### Compliance Status

1876	1	99.9%	99.9%
Compliant	In Progress	Compliant (Reviewed)	Compliant (Required)

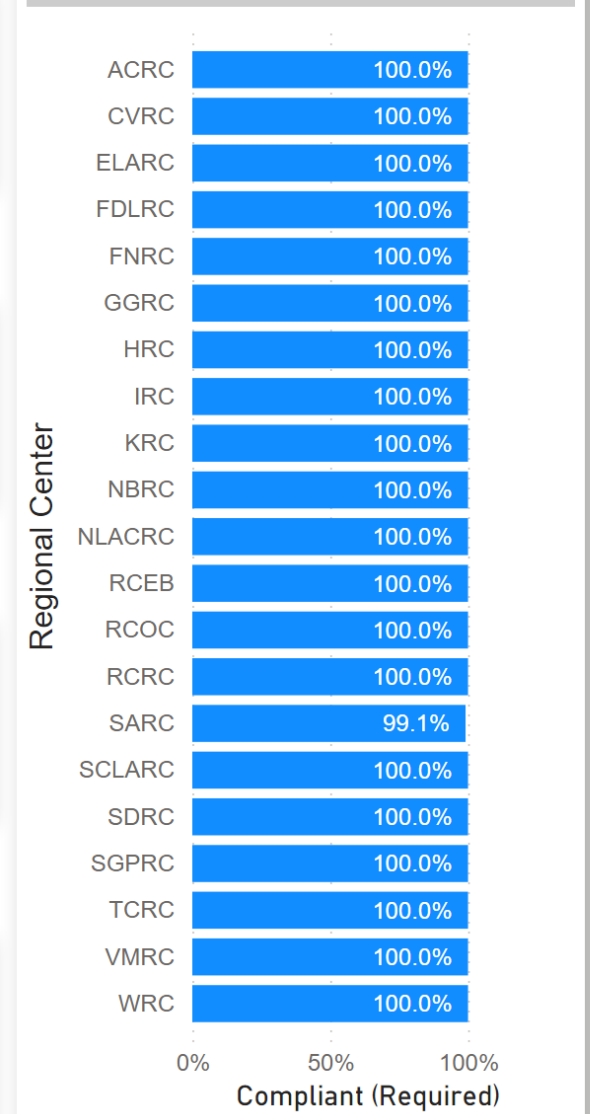
### Remediation Plans

0	1	0
Technical Assistance	CAP Issued	Provider Appeal

### Sanctions

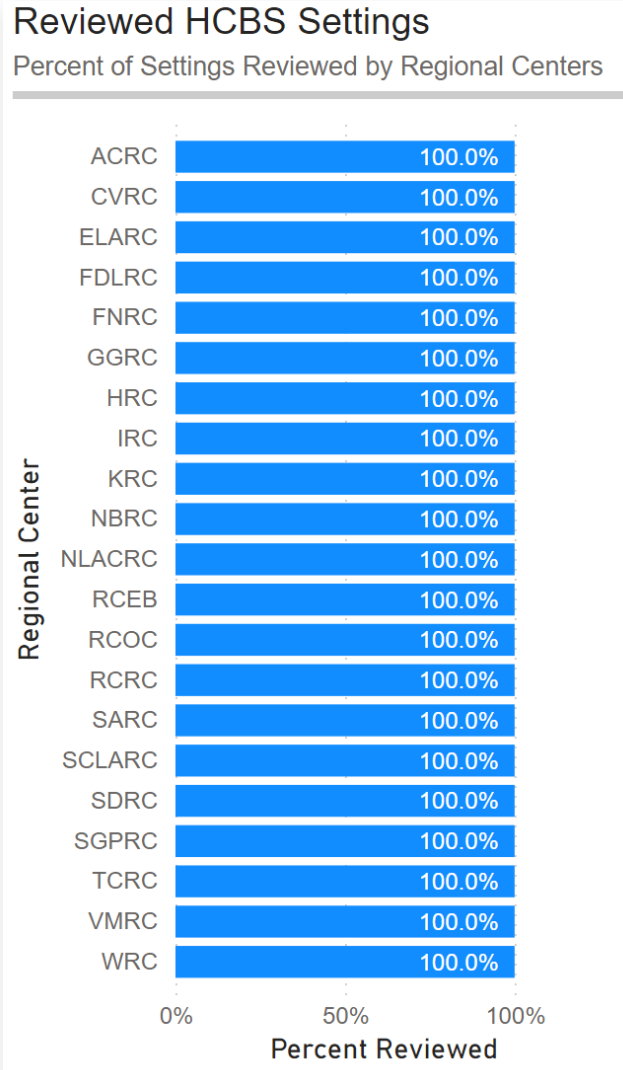
0	0	0
Moratorium	Alternative Options	50% Payment Withhold

### Settings Compliant by Regional Center



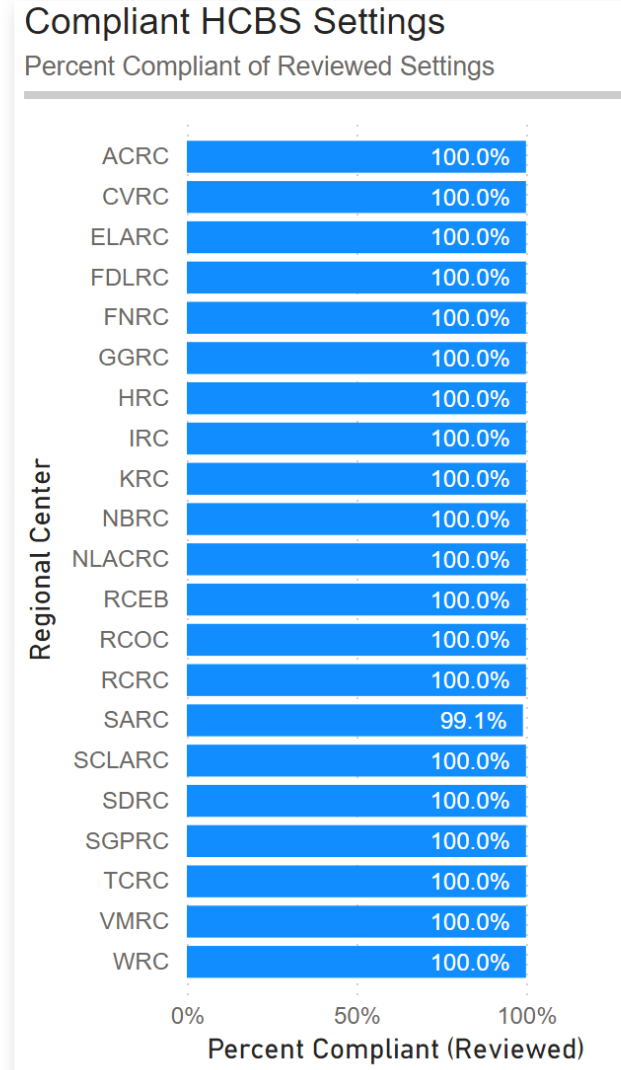
# Day Service Settings

## Statewide Progress



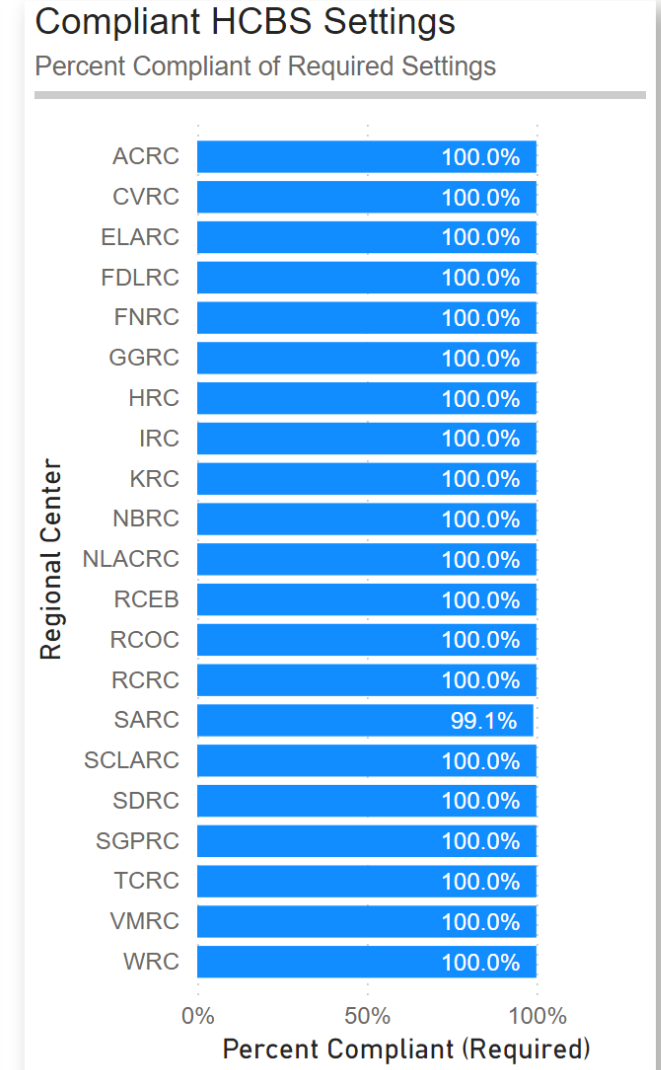
100.0%

Statewide Percent Reviewed



99.9%

Statewide Percent Compliant (Reviewed)



99.9%

Statewide Percent Compliant (Required)

# DDS HCBS Compliance by Regional Center

Regional Center	Total Settings	Settings Reviewed	Not Visited	Percent Reviewed	Compliant	In Progress	Compliant (Reviewed)	Compliant (Required)	Appeal	Moratorium	Alt Options	50% Withhold
ACRC	138	138	0	100.0%	138	0	100.0%	100.0%	0	0	0	0
CVRC	112	112	0	100.0%	112	0	100.0%	100.0%	0	0	0	0
ELARC	38	38	0	100.0%	38	0	100.0%	100.0%	0	0	0	0
FDLRC	53	53	0	100.0%	53	0	100.0%	100.0%	0	0	0	0
FNRC	86	86	0	100.0%	86	0	100.0%	100.0%	0	0	0	0
GGRC	104	104	0	100.0%	104	0	100.0%	100.0%	0	0	0	0
HRC	66	66	0	100.0%	66	0	100.0%	100.0%	0	0	0	0
IRC	137	137	0	100.0%	137	0	100.0%	100.0%	0	0	0	0
KRC	52	52	0	100.0%	52	0	100.0%	100.0%	0	0	0	0
NBRC	99	99	0	100.0%	99	0	100.0%	100.0%	0	0	0	0
NLACRC	96	96	0	100.0%	96	0	100.0%	100.0%	0	0	0	0
RCEB	149	149	0	100.0%	149	0	100.0%	100.0%	0	0	0	0
RCOC	91	91	0	100.0%	91	0	100.0%	100.0%	0	0	0	0
RCRC	43	43	0	100.0%	43	0	100.0%	100.0%	0	0	0	0
SARC	111	111	0	100.0%	110	1	99.1%	99.1%	0	0	0	0
SCLARC	105	105	0	100.0%	105	0	100.0%	100.0%	0	0	0	0
SDRC	134	134	0	100.0%	134	0	100.0%	100.0%	0	0	0	0
SGPRC	37	37	0	100.0%	37	0	100.0%	100.0%	0	0	0	0
TCRC	98	98	0	100.0%	98	0	100.0%	100.0%	0	0	0	0
VMRC	55	55	0	100.0%	55	0	100.0%	100.0%	0	0	0	0
WRC	73	73	0	100.0%	73	0	100.0%	100.0%	0	0	0	0
<b>Total</b>	<b>1877</b>	<b>1877</b>	<b>0</b>	<b>100.0%</b>	<b>1876</b>	<b>1</b>	<b>99.9%</b>	<b>99.9%</b>	<b>0</b>	<b>0</b>	<b>0</b>	<b>0</b>

Service Type

Date

# Employment HCBS Settings

- State Overview
- Statewide Progress
- Regional Center Specific Data

# Employment Settings

## Overview of DDS HCBS Compliance

### HCBS Settings

147	147	0	100.0%
Total Settings	Settings Reviewed	Not Yet Visited	Settings Reviewed

### Compliance Status

147	0	100.0%	100.0%
Compliant	In Progress	Compliant (Reviewed)	Compliant (Required)

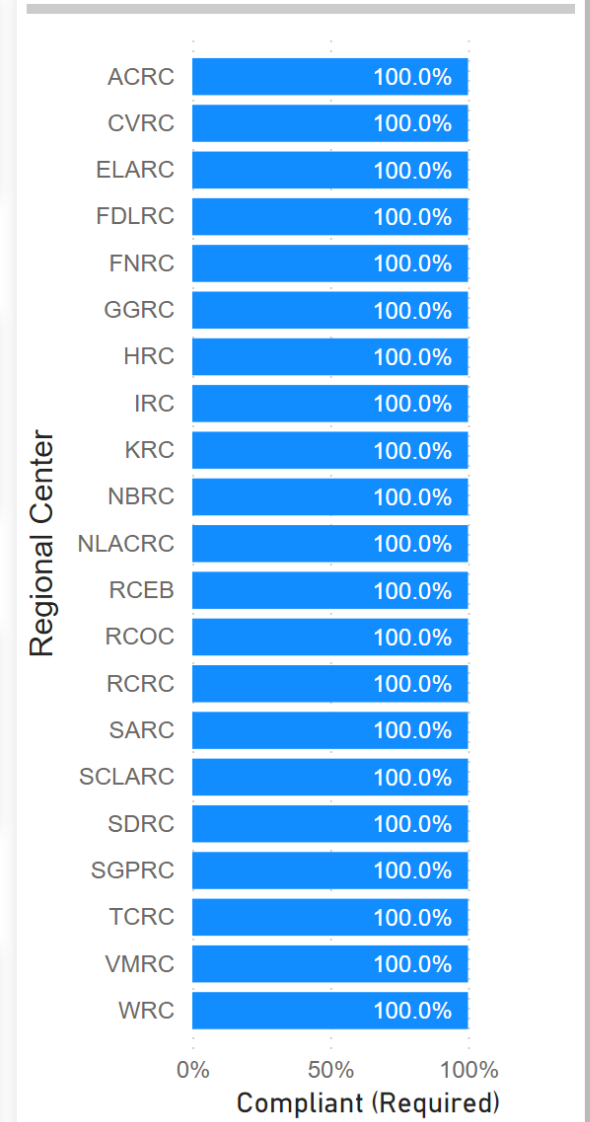
### Remediation Plans

0	0	0
Technical Assistance	CAP Issued	Provider Appeal

### Sanctions

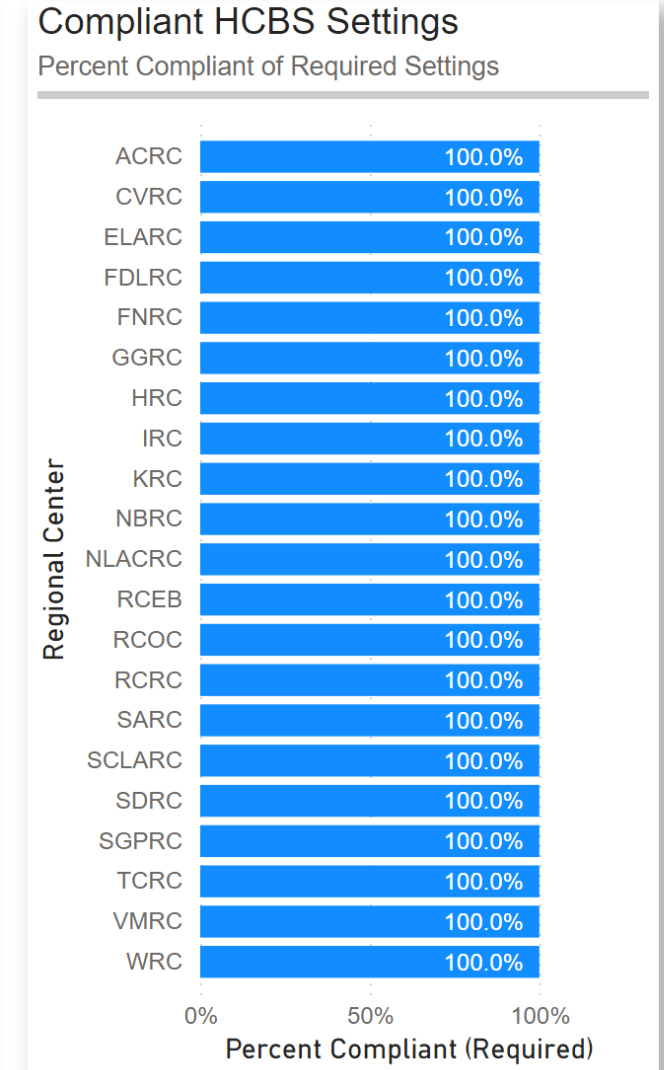
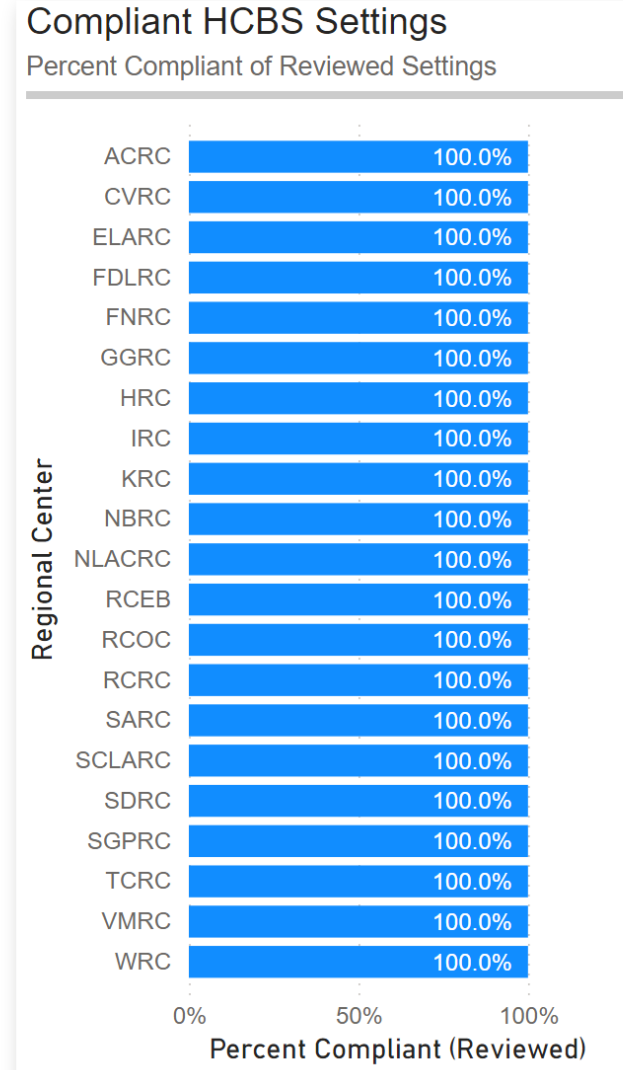
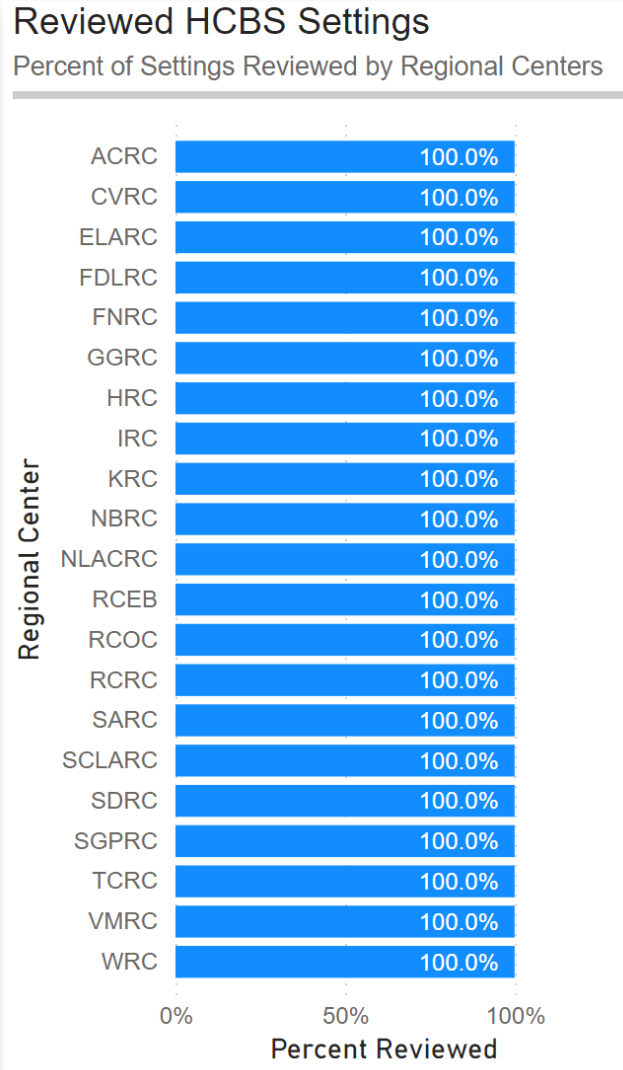
0	0	0
Moratorium	Alternative Options	50% Payment Withhold

### Settings Compliant by Regional Center



# Employment Settings

## Statewide Progress



100.0%

Statewide Percent Reviewed

100.0%

Statewide Percent Compliant (Reviewed)

100.0%

Statewide Percent Compliant (Required)

# DDS HCBS Compliance by Regional Center

Regional Center	Total Settings	Settings Reviewed	Not Visited	Percent Reviewed	Compliant	In Progress	Compliant (Reviewed)	Compliant (Required)	Appeal	Moratorium	Alt Options	50% Withhold
ACRC	13	13	0	100.0%	13	0	100.0%	100.0%	0	0	0	0
CVRC	14	14	0	100.0%	14	0	100.0%	100.0%	0	0	0	0
ELARC	3	3	0	100.0%	3	0	100.0%	100.0%	0	0	0	0
FDLRC	3	3	0	100.0%	3	0	100.0%	100.0%	0	0	0	0
FNRC	4	4	0	100.0%	4	0	100.0%	100.0%	0	0	0	0
GGRC	1	1	0	100.0%	1	0	100.0%	100.0%	0	0	0	0
HRC	6	6	0	100.0%	6	0	100.0%	100.0%	0	0	0	0
IRC	29	29	0	100.0%	29	0	100.0%	100.0%	0	0	0	0
KRC	4	4	0	100.0%	4	0	100.0%	100.0%	0	0	0	0
NBRC	8	8	0	100.0%	8	0	100.0%	100.0%	0	0	0	0
NLACRC	5	5	0	100.0%	5	0	100.0%	100.0%	0	0	0	0
RCEB	8	8	0	100.0%	8	0	100.0%	100.0%	0	0	0	0
RCOC	3	3	0	100.0%	3	0	100.0%	100.0%	0	0	0	0
RCRC	1	1	0	100.0%	1	0	100.0%	100.0%	0	0	0	0
SARC	8	8	0	100.0%	8	0	100.0%	100.0%	0	0	0	0
SCLARC	2	2	0	100.0%	2	0	100.0%	100.0%	0	0	0	0
SDRC	8	8	0	100.0%	8	0	100.0%	100.0%	0	0	0	0
SGPRC	9	9	0	100.0%	9	0	100.0%	100.0%	0	0	0	0
TCRC	12	12	0	100.0%	12	0	100.0%	100.0%	0	0	0	0
VMRC	3	3	0	100.0%	3	0	100.0%	100.0%	0	0	0	0
WRC	3	3	0	100.0%	3	0	100.0%	100.0%	0	0	0	0
<b>Total</b>	<b>147</b>	<b>147</b>	<b>0</b>	<b>100.0%</b>	<b>147</b>	<b>0</b>	<b>100.0%</b>	<b>100.0%</b>	<b>0</b>	<b>0</b>	<b>0</b>	<b>0</b>

Service Type

Employment ▾

Date

10/04/2024 ▾



# Overview of DDS HCBS Compliance

## **Total Settings**

This indicates HCBS settings whose practices are required to be reviewed due to having service codes which group individuals for the provision of services.

## **Settings Reviewed (count)**

This indicates HCBS settings who have received a review.

## **Not Yet Visited**

This indicates HCBS settings who have not received a review yet.

## **Settings Reviewed (percentage)**

This indicates a percentage of settings reviewed by a regional center.

## **Compliant**

This indicates HCBS settings that have been found to be compliant

## **In Progress**

This indicates HCBS settings that were found to not be fully compliant at the time of initial review and are in the process of remediation (Technical Assistance + CAP Issued + Provider Appeal + Moratorium + Alternative Options + 50% Payment Withhold).

## **Compliant (Reviewed)**

This indicates a percentage for HCBS settings that have been reviewed as compliant against all settings that have been reviewed so far.

## **Compliant (Required)**

This indicates a percentage for HCBS settings that have been reviewed as compliant against all settings that require a review including settings that have not been reviewed yet.

## **Technical Assistance**

This indicates HCBS settings that are not HCBS compliant but do not require a formal corrective action plan to remediate.

## **CAP Issued**

This indicates HCBS settings that are not HCBS compliant and require a formal corrective action plan to remediate.

## **Provider Appeal**

This indicates HCBS settings that have filed an appeal with their regional center regarding the determination of their HCBS review.

## **Moratorium**

This indicates HCBS settings that have been sanctioned by a hold on new referrals.

## **Alternative Options**

This indicates HCBS settings that have been sanctioned by formally informing individuals served of alternative options to their current residential, day service, or employment provider.

## **50% Payment Withhold**

This indicates HCBS settings that have been sanctioned by withholding 50% of their monthly payment which corresponds with the California's federal match rate for Medicaid.

## **HCBS Settings Reviewed by Regional Center**

This indicates a percentage of settings reviewed by each regional center.

# Statewide Progress

## **Reviewed HCBS Settings**

This graph indicates the percent of HCBS settings reviewed by each regional center.

## **Compliant HCBS Settings (Reviewed)**

This graph indicates the percent of HCBS settings that have been reviewed as compliant against all settings that have been reviewed so far.

## **Compliant HCBS Settings (Required)**

This graph indicates the percent of HCBS setting that have been reviewed as compliant against all settings that require a review including settings that have not been reviewed yet.